

Scaled data based on original data using
LM-79-08 Approved Method: Electrical and Photometric Measurements of Solid-
State Lighting Products

Test Report Prepared for
Cooper Lighting Solutions
(formerly Eaton)

Brand: McGRAW-EDISON

Report Number: P528039

Luminaire Tested: **GALN-SA3A-760-U-5MQ-GRSBK**

Issue Date: 5/27/2021

Test Information

Test Method: LM-79-08
Report Number: P528039
TEST IS SCALED FROM IESNA LM-79-08 TEST DATA (G3-2011-057-3)
Test Lab: INNOVATION CENTER
Issue Date: 5/27/2021
Manufacturer: COOPER LIGHTING SOLUTIONS (FORMERLY EATON)
Product Line: McGRAW-EDISON
Catalog Number: GALN-SA3A-760-U-5MQ-GRSBK
Description: GALLEON AREA AND ROADWAY LUMINAIRE
(3) 70 CRI, 5700K, 615mA LIGHTSQUARES WITH 16 LEDS EACH AND TYPE V MEDIUM OPTICS WITH BLACK GLARE REDUCTION SHIELD
Light Source: -
Ballast/Driver: ELECTRONIC DRIVER

Summary

Lumens per Lamp: N/A
Luminaire Lumens: 8193 lumens
Efficiency: N/A
Efficacy: 88.1 lumens/watt
Luminous Opening: Rectangular (W 1' x L: 1' x H: 0')
IES Classification: Type V - Short
BUG Rating: B3 - U0 - G0

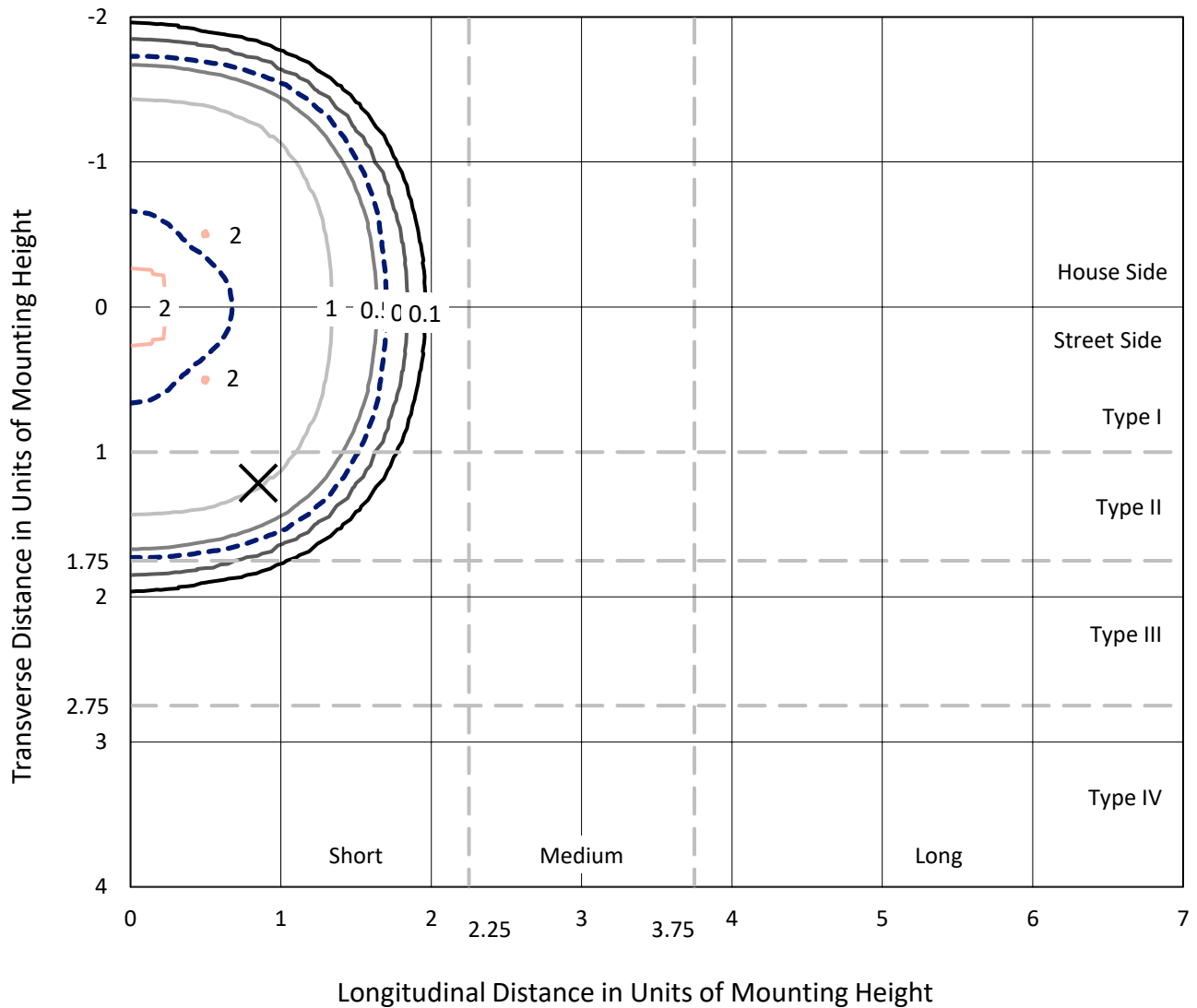
Input Watts (W): 93
Input Voltage (V): NR
Input Current (Ain): NR
Voltage Rise (V): NR
Power Factor: NR
Total Harmonic Distortion (THDi): NR
Frequency (hertz): 60
Stabilization Time: NR
Operation Time: NR
Ambient Temperature (°C): NR
Test Distance: 24 FT



REPORT NUMBER: P528039
 CATALOG NUMBER: GALN-SA3A-760-U-5MQ-GRSBK

Iso-Footcandle Lines of Horizontal Illumination

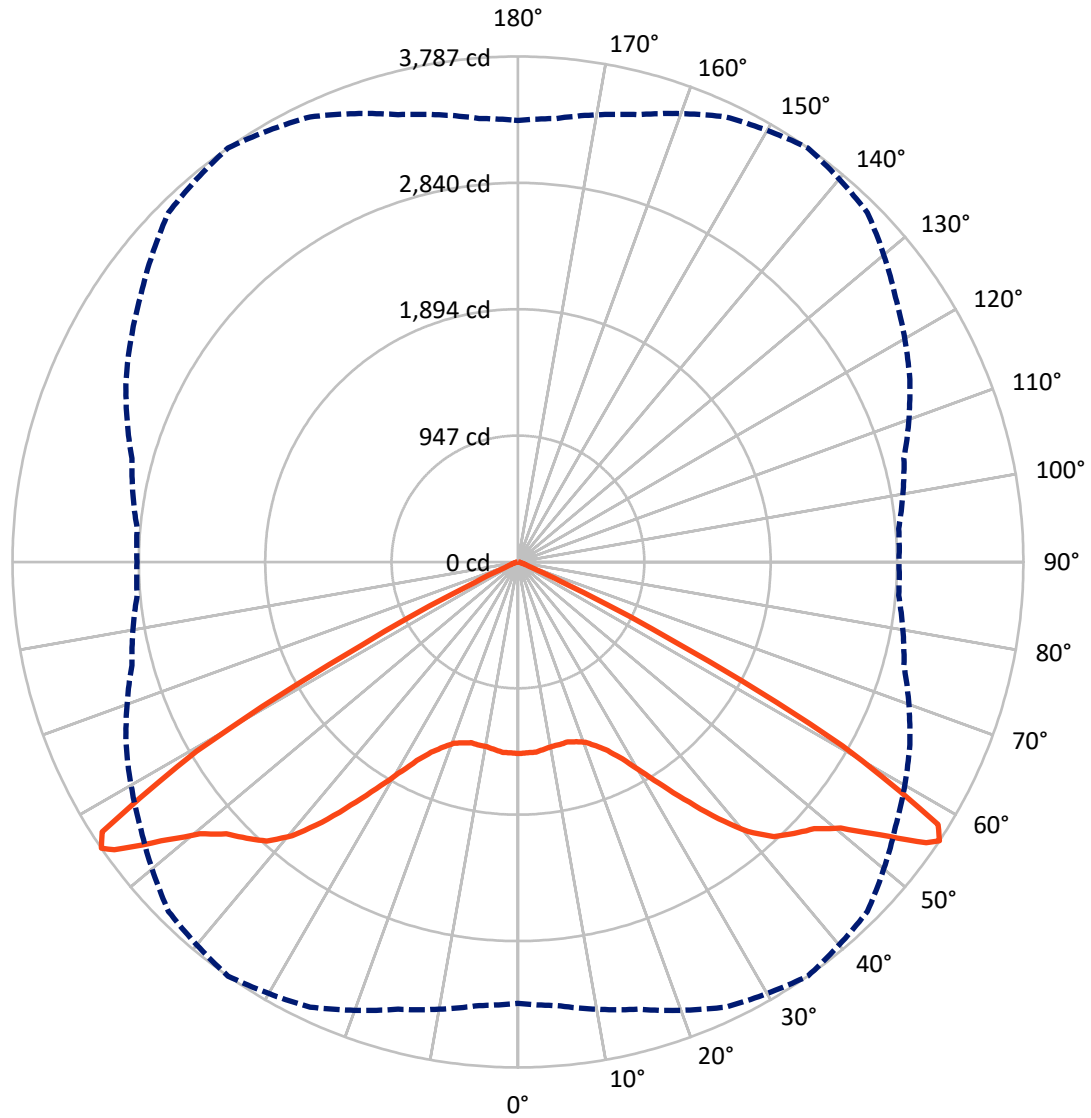
× Max cd
 - - - 1/2 Max cd



Based on 25 foot mounting height. Maximum calculated value = 2.3 fc
 Type V - Short - N/A

REPORT NUMBER: P528039
CATALOG NUMBER: GALN-SA3A-760-U-5MQ-GRSBK

Luminous Intensity Polar Plot



— Vertical Plane Through 35-Deg Lateral - - - Horizontal Cone Through 56-Deg Vertical

REPORT NUMBER: P528039
 CATALOG NUMBER: GALN-SA3A-760-U-5MQ-GRSBK

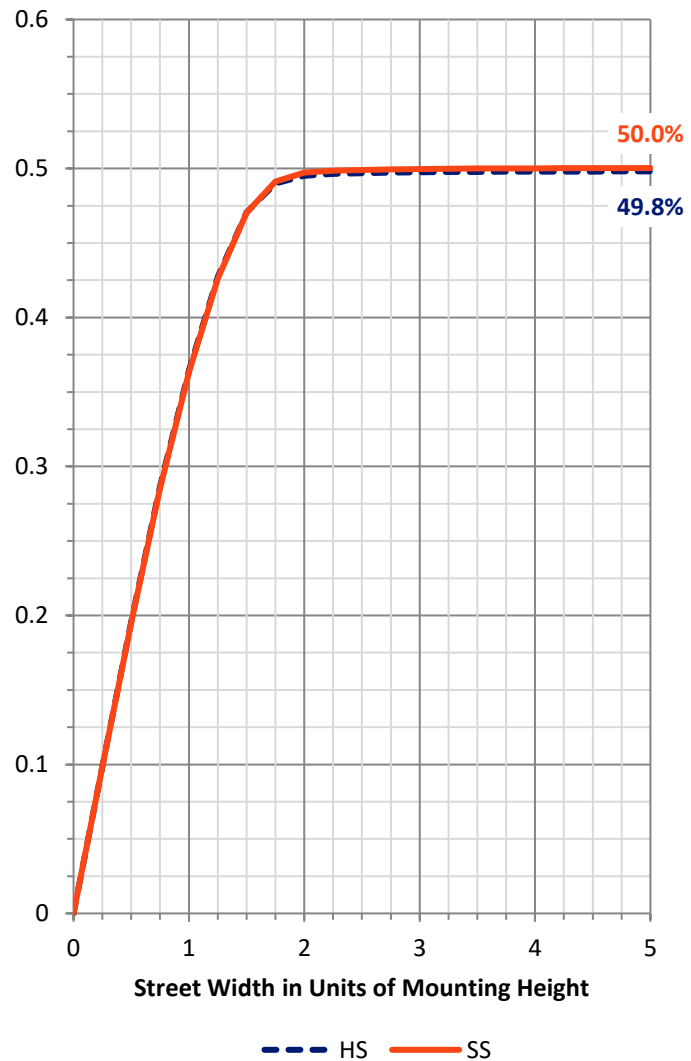
FLUX DISTRIBUTION:

		Downward	Upward	Total
House Side	Lumens	4096.5	0.0	4096.5
	% Fixture	50.0	0.0	50.0
Street Side	Lumens	4096.5	0.0	4096.5
	% Fixture	50.0	0.0	50.0
Total	Lumens	8193.0	0.0	8193.0
	% Fixture	100.0	0.0	100.0

Coefficient of Utilization

ZONAL LUMENS:

Zone	Lumens	% Fixture
0°-10°	134.9	1.6
10°-20°	393.9	4.8
20°-30°	713.3	8.7
30°-40°	1322.7	16.1
40°-50°	2171.2	26.5
50°-60°	2797.2	34.1
60°-70°	616.5	7.5
70°-80°	35.8	0.4
80°-90°	7.5	0.1
90°-100°	0.0	0.0
100°-110°	0.0	0.0
110°-120°	0.0	0.0
120°-130°	0.0	0.0
130°-140°	0.0	0.0
140°-150°	0.0	0.0
150°-160°	0.0	0.0
160°-170°	0.0	0.0
170°-180°	0.0	0.0
0°-90°	8193.0	100.0
0°-180°	8193.0	100.0

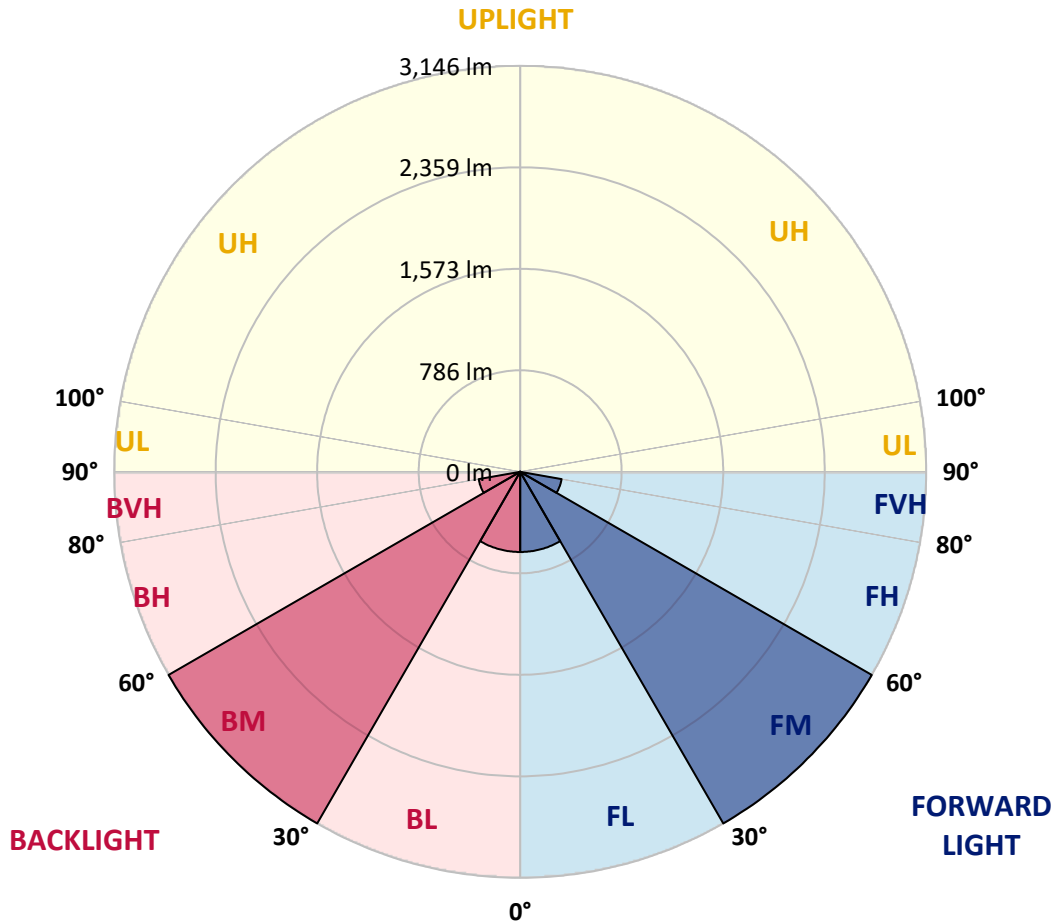


REPORT NUMBER: P528039
 CATALOG NUMBER: GALN-SA3A-760-U-5MQ-GRSBK

LUMINAIRE CLASSIFICATION SYSTEM LUMEN TABLE AND BUG RATING:

Zone	Lumens	% Fixture	Zone Rating/Lumen Limit		
			B	U	G
FL (0°-30°)	621.1	7.6			
FM (30°-60°)	3145.6	38.4			
FH (60°-80°)	326.1	4.0			G0/660
FVH (80°-90°)	3.8	0.0			G0/10
BL (0°-30°)	621.1	7.6	B2/1000		
BM (30°-60°)	3145.6	38.4	B3/5000		
BH (60°-80°)	326.1	4.0	B1/500		G0/660
BVH (80°-90°)	3.8	0.0			G0/10
UL (90°-100°)	0.0	0.0		U0/0	
UH (100°-180°)	0.0	0.0		U0/0	

BUG Rating: B3-U0-G0
 Type V Short





REPORT NUMBER: P528039

CATALOG NUMBER: GALN-SA3A-760-U-5MQ-GRSBK

CANDELA DISTRIBUTION (FULL):

	0°	5°	15°	25°	35°	45°	55°	65°	75°	85°	90°
0°	1435.6	1435.6	1435.6	1435.6	1435.6	1435.6	1435.6	1435.6	1435.6	1435.6	1435.6
2.5°	1438.6	1438.6	1440.0	1441.5	1431.1	1426.7	1428.2	1425.2	1423.7	1428.2	1428.2
5°	1434.1	1434.1	1429.7	1431.1	1431.1	1417.8	1417.8	1420.7	1420.7	1411.8	1408.9
7.5°	1422.2	1419.3	1413.3	1420.7	1416.3	1416.3	1405.9	1398.5	1395.5	1401.4	1395.5
10°	1397.0	1398.5	1404.4	1407.4	1404.4	1413.3	1395.5	1385.1	1374.7	1370.3	1370.3
12.5°	1385.1	1394.0	1385.1	1392.5	1402.9	1395.5	1385.1	1377.7	1362.8	1356.9	1356.9
15°	1383.6	1389.6	1392.5	1402.9	1398.5	1401.4	1380.7	1371.8	1349.5	1339.1	1334.6
17.5°	1382.1	1389.6	1394.0	1413.3	1416.3	1417.8	1401.4	1374.7	1355.4	1345.0	1334.6
20°	1398.5	1401.4	1410.4	1429.7	1441.5	1462.3	1432.6	1404.4	1362.8	1351.0	1346.5
22.5°	1419.3	1434.1	1443.0	1463.8	1495.0	1512.8	1474.2	1438.6	1395.5	1380.7	1362.8
25°	1486.1	1483.1	1497.9	1541.0	1566.2	1579.6	1548.4	1496.5	1440.0	1422.2	1425.2
27.5°	1569.2	1572.2	1585.5	1633.0	1670.2	1690.9	1653.8	1585.5	1530.6	1500.9	1497.9
30°	1677.6	1674.6	1689.5	1753.3	1820.1	1851.3	1786.0	1705.8	1652.3	1613.7	1622.6
32.5°	1791.9	1793.4	1834.9	1892.8	2001.2	2062.1	1956.7	1858.7	1778.5	1751.8	1738.4
35°	1961.1	1968.6	2001.2	2090.3	2210.5	2289.2	2173.4	2056.1	1964.1	1915.1	1921.0
37.5°	2170.5	2163.0	2218.0	2314.5	2440.7	2498.5	2400.6	2267.0	2173.4	2140.8	2161.5
40°	2393.1	2400.6	2428.8	2516.4	2657.4	2696.0	2550.5	2477.8	2396.1	2379.8	2405.0
42.5°	2615.8	2611.4	2632.2	2710.8	2813.3	2786.6	2700.5	2657.4	2599.5	2566.8	2601.0
45°	2779.1	2771.7	2810.3	2863.8	2900.9	2850.4	2811.8	2797.0	2767.3	2731.6	2762.8
47.5°	2938.0	2932.0	2969.2	2984.0	2987.0	2920.2	2927.6	2954.3	2880.1	2805.9	2841.5
50°	3073.1	3062.7	3108.7	3141.4	3134.0	3027.1	3053.8	3027.1	2911.3	2823.7	2810.3
52.5°	3298.7	3303.2	3352.2	3411.6	3393.8	3304.7	3266.1	3144.3	2995.9	2917.2	2871.2
55°	3441.3	3419.0	3503.6	3692.2	3712.9	3620.9	3450.2	3270.5	3047.8	2951.3	2939.5
56°	3307.6	3335.9	3469.5	3680.3	3787.2	3702.5	3454.6	3239.4	2994.4	2863.8	2854.8
57.5°	2967.7	2952.8	3134.0	3422.0	3712.9	3677.3	3332.9	3016.7	2731.6	2584.7	2566.8
60°	1846.8	1889.9	2048.7	2405.0	2794.0	2811.8	2470.3	2198.7	1866.1	1735.5	1766.7
62.5°	723.0	685.9	785.3	1051.1	1318.3	1377.7	1248.5	1037.7	852.1	723.0	714.1
65°	167.8	163.3	184.1	253.9	354.8	411.2	390.4	280.6	206.4	196.0	181.1
67.5°	95.0	95.0	90.6	90.6	99.5	105.4	101.0	99.5	103.9	108.4	106.9
70°	66.8	65.3	62.4	63.8	60.9	60.9	65.3	72.7	78.7	78.7	80.2
72.5°	40.1	40.1	40.1	44.5	44.5	44.5	49.0	54.9	56.4	54.9	53.4
75°	17.8	17.8	20.8	25.2	28.2	29.7	34.1	37.1	40.1	37.1	34.1
77.5°	4.5	4.5	7.4	10.4	13.4	16.3	22.3	26.7	28.2	26.7	22.3
80°	1.5	1.5	3.0	7.4	13.4	16.3	22.3	23.8	25.2	22.3	17.8
82.5°	1.5	1.5	3.0	7.4	10.4	13.4	17.8	20.8	22.3	19.3	17.8
85°	0.0	1.5	3.0	5.9	8.9	11.9	11.9	8.9	7.4	4.5	5.9
87.5°	0.0	0.0	1.5	1.5	0.0	0.0	0.0	0.0	0.0	0.0	0.0
90°	0.0	0.0	0.0	0.0	0.0	0.0	0.0	0.0	0.0	0.0	0.0

(END OF REPORT)